BANK SUMSELBABEL

Fixed Income Daily Report

Thursday, 13 August 2026 09:00:18

Global Market

Indicator	price yesterday	TOD price	% chg.
USD/IDR Today	17840	17875	0,20%
SGD/IDR Spot	13921	13958	0,26%
MYR/IDR Spot	4360	4371	0,26%
SAR/IDR Spot	4761	4762	0,02%
US - Dow Jones Industrial Average	53792	53770	-0,04%
Tokyo - Nikkei 225	67524	68379	1,25%
Hong Kong - Hang Seng Index	25440	25362	-0,31%
Singapore - Srait Time Index STI	5721	5686	-0,61%
Indonesia - IHSG	6374	6381	0,12%
WTI Crude Oil Future/ barrel	84,91	84,91	0,00%
Gold Spot $/Oz	4407,34	4408,07	0,02%
Ice Newcastle Coal/ metric ton	129,30	129,50	0,15%
Malaysia CPO Contract (MYR/Metric ton)	0,07	0,07	0,00%

Policy rates

Indicator	Date	Last	Prev.	Trend
BI-7 DS RR		5,75	5,00	↑
BI - Depfac	22/07/2026	4,25	3,75	↑
BI - LF		6,00	5,50	↑
US Fed's Current Range		3,75	4,00	↓
LPS IDR		3,50	3,75	↓
LPS USD	30/06/2025	2,00	2,25	↓
LPS BPR		6,00	6,25	↓

Indonesia Economic Data (in US$ Billion, or percentage)

Indicator	Date	Last	Prev.	Trend
GDP (Gross Domestic Bruto)	30/06/2026	5,29	5,61	↓
CPI (YoY)	31/07/2026	2,88	3,34	↓
CPI Core (YoY)	31/07/2026	2,76	0	↑
CPI (MoM)	30/06/2026	-0,14	0,44	↓
Trade Balance (USD Billion)	30/06/2026	$ -450	$ -1.610	↑
Export Growth	30/06/2026	$ 8,84	$ -5,73	↑
Import Growth	30/06/2026	$ 34,27	$ 22,16	↑
Foreign Reserves	31/07/2026	$ 145,34	$ 145,59	↓
Balance of Payment	31/03/2026	$ -4.008	$ -2.478	↓

Foreign currency (US$) and Money Market (Rp.)

Tenor	Sett. Date	BID	OFFER	Gap.
TOD	13/08/2026	17.870	17.880	10,00
TOM	14/08/2026	17.872	17.882	10,50
SPOT	18/08/2026	17.872	17.882	10,50
NDF 1Mo.	18/09/2026	17.913	17.925	12,00
D-NDF 3Mo.	18/11/2026	17.998	18.011	13,00
1 Wk.	26/08/2026	17.881	17.894	13,40
2 Wk.	01/09/2026	17.889	17.904	15,00
1 Mo.	18/09/2026	17.914	17.929	15,00
2 Mo.	19/10/2026	17.952	17.975	23,01
3 Mo.	18/11/2026	17.990	18.020	30,00
6 Mo.	18/02/2027	18.100	18.130	30,00
1 Yr.	18/08/2027	18.320	18.380	60,00

Money Market Rates (ACT/360)

RATE	O/N	1 Wk	2 Wk	1 Mo	2 Mo	3 Mo	6 Mo	9 Mo	1 Yr
INTERBANK (IDR)	5,59%	6,53%	6,68%	7,06%	#VALUE!	7,20%	no data	no data	no data
INTERBANK (USD)	3,65%	3,67%	3,68%	3,71%	3,89%	3,97%	4,19%	4,28%	4,39%
INDONIA	**5,59%**								

Indonesia Goverment Bond

Seri	Coupon	Bid	Offer	Bid Yield	Day(s) to Next Coupon	Last Week	Last Month	Day(s) to maturity	Trend
FR0064	6,125	98,49	98,91	7,052	89	98,59	98,58	627 Hari	↓
FR0090	5,125	98,87	99,15	6,897	58	98,94	98,76	237 Hari	↓
FR0091	6,375	96,30	96,53	7,180	58	96,06	95,98	2039 Hari	↑
FR0092	7,125	98,32	98,69	7,304	119	98,49	98,51	5701 Hari	↓
FR0093	6,375	93,40	93,79	7,261	150	93,19	93,21	3929 Hari	↑
FR0089	6,875	94,71	94,99	7,340	181	94,49	94,68	9003 Hari	↑
FR0095	6,375	98,97	99,01	6,937	181	98,85	98,80	718 Hari	↑
FR0096	7,000	98,91	99,31	7,234	181	98,81	98,51	2340 Hari	↑
FR0100	6,625	96,46	96,96	7,245	181	96,53	96,28	2700 Hari	↓
FR0101	6,875	99,63	100,02	7,027	58	99,75	99,39	958 Hari	↓
FR0102	6,875	94,64	95,11	7,328	150	94,69	94,48	10053 Hari	↓
FR0103	6,750	96,79	97,29	7,244	150	96,60	96,36	3208 Hari	↑
FR0104	6,500	97,79	98,17	7,156	150	97,87	97,65	1407 Hari	↓
FR0105	6,875	95,12	95,19	7,254	150	94,38	94,22	13656 Hari	↑
FR0106	7,125	98,65	99,21	7,280	181	98,63	98,24	5041 Hari	↑
FR0107	7,125	98,63	99,11	7,259	181	98,55	98,28	6842 Hari	↑
FR0108	6,500	94,97	95,36	7,231	58	94,87	94,37	3480 Hari	↑
FR0109	5,875	95,04	95,35	7,164	28	94,87	94,54	1647 Hari	↑
FR0110	7,250	100,21	100,64	7,200	89	100,18	-	2068 Hari	↑
FR0098	7,125	98,79	98,99	7,278	119	98,45	98,12	4260 Hari	↑
FR0097	7,125	98,42	98,88	7,288	119	98,47	98,20	6061 Hari	↓
PBS012	8,875	109,49	109,52	6,695	89	109,51	109,63	1889 Hari	↓
PBS003	6,000	99,70	99,73	6,709	150	99,71	99,58	148 Hari	↓
PBS033	6,750	97,96	98,35	6,936	119	98,18	98,21	7502 Hari	↓
PBS037	6,875	99,12	99,15	7,002	28	99,13	99,10	3449 Hari	↓
PBS029	6,375	95,12	95,18	7,221	28	94,99	94,69	2728 Hari	↑
PBS034	6,500	93,78	93,81	7,252	119	93,79	93,67	4620 Hari	↓
PBS038	6,875	95,84	95,89	7,246	119	96,39	95,65	8403 Hari	↓
PBS004	6,100	94,55	94,62	6,837	181	94,58	94,62	3781 Hari	↓
PBS030	5,875	97,86	98,18	7,091	150	97,97	97,91	687 Hari	↓
PBS039	6,625	97,85	98,10	6,856	150	98,22	98,06	5370 Hari	↓

SBN Benchmark Yield Curve

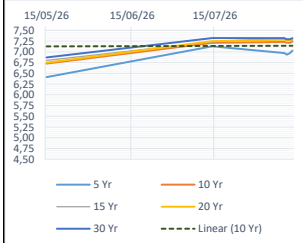

Indonesia Govt Bond Outs- Foreign ownerships

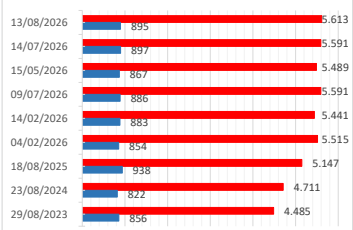

IHSG - Net Domestic & Net Foreign vol

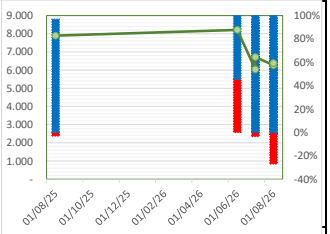

Tim Riset:

Ryan Eka Putra - Dealer FI - Ext.7952 - ryan.ekaputra@banksumselbabel.com

Disclaimer/ Pernyataan bebas tanggung Jawab: Semua data dalam lembaran ini hanya dipergunakan sebagai informasi, Kinerja masa lalu bukan merupakan indikasi kinerja masa depan atau perkiraan performa atas suatu instrumen. Informasi yang dimuat dalam lembar ini diperoleh dari sumber yang dapat dipercaya, namun BPD Sumsel Babel tidak menjamin kelengkapan atau akurasi. Data, opini dan perkiraan yang diungkapkan dapat berubah tanpa pemberitahuan dan BPD Sumsel Babel tegas menolak setiap dan semua tanggung jawab atas pernyataan dan jaminan, tersurat maupun tersirat, yang tercantum di sini, atau yang tidak dicantumkan.