BANK SUMSELBABEL

Fixed Income Daily Report

Thursday, 20 August 2026 09:00:30

Global Market

Indicator	price yesterday	TOD price	% chg.
USD/IDR Today	17833	17810	-0,13%
SGD/IDR Spot	13971	13970	0,00%
MYR/IDR Spot	4402	4391	-0,26%
SAR/IDR Spot	4749	4751	0,04%
US - Dow Jones Industrial Average	53343	53463	0,22%
Tokyo - Nikkei 225	65326	66146	1,24%
Hong Kong - Hang Seng Index	25495	25793	1,15%
Singapore - Srait Time Index STI	5694	5663	-0,56%
Indonesia - IHSG	6394	6453	0,91%
WTI Crude Oil Future/ barrel	84,91	84,91	0,00%
Gold Spot $/Oz	4488,93	4489,90	0,02%
Ice Newcastle Coal/ metric ton	129,75	129,75	0,00%
Malaysia CPO Contract (MYR/Metric ton)	4973,00	4973,00	0,00%

Policy rates

Indicator	Date	Last	Prev.	Trend
BI-7 DS RR		5,75	5,00	↑
BI - Depfac	19/08/2026	4,25	3,75	↑
BI - LF		6,00	5,50	↑
US Fed's Current Range		3,75	4,00	↓
LPS IDR		3,50	3,75	↓
LPS USD	30/06/2025	2,00	2,25	↓
LPS BPR		6,00	6,25	↓

Indonesia Economic Data (in US$ Billion, or percentage)

Indicator	Date	Last	Prev.	Trend
GDP (Gross Domestic Bruto)	30/06/2026	5,29	5,61	↓
CPI (YoY)	31/07/2026	2,88	3,34	↓
CPI Core (YoY)	31/07/2026	2,76	0	↑
CPI (MoM)	30/06/2026	-0,14	0,44	↓
Trade Balance (USD Billion)	30/06/2026	$ -450	$ -1.610	↑
Export Growth	30/06/2026	$ 8,63	$ -5,73	↑
Import Growth	30/06/2026	$ 34,27	$ 22,39	↑
Foreign Reserves	31/07/2026	$ 145,34	$ 145,59	↓
Balance of Payment	31/03/2026	$ -4.008	$ -2.478	↓

Foreign currency (US$) and Money Market (Rp.)

Tenor	Sett. Date	BID	OFFER	Gap.
TOD	20/08/2026	17.825	17.835	10,00
TOM	21/08/2026	17.827	17.837	10,50
SPOT	24/08/2026	17.827	17.837	10,50
NDF 1Mo.	24/09/2026	17.840	17.850	10,00
D-NDF 3Mo.	24/11/2026	17.924	17.940	16,00
1 Wk.	31/08/2026	17.836	17.849	13,20
2 Wk.	08/09/2026	17.846	17.860	14,46
1 Mo.	24/09/2026	17.871	17.885	14,00
2 Mo.	26/10/2026	17.910	17.930	20,00
3 Mo.	24/11/2026	17.944	17.970	26,04
6 Mo.	24/02/2027	18.055	18.080	25,00
1 Yr.	24/08/2027	18.260	18.295	35,00

Money Market Rates (ACT/360)

RATE	O/N	1 Wk	2 Wk	1 Mo	2 Mo	3 Mo	6 Mo	9 Mo	1 Yr
INTERBANK (IDR)	6,07%	6,61%	6,66%	6,89%	#VALUE!	7,20%	no data	no data	no data
INTERBANK (USD)	3,64%	3,65%	3,69%	3,71%	3,90%	3,98%	4,15%	4,27%	4,37%
INDONIA	**6,07%**								

Indonesia Goverment Bond

Seri	Coupon	Bid	Offer	Bid Yield	Day(s) to Next Coupon	Last Week	Last Month	Day(s) to maturity	Trend
FR0064	6,125	98,97	99,24	6,757	83	99,01	98,58	621 Hari	↓
FR0090	5,125	98,94	99,27	6,823	52	99,09	98,76	231 Hari	↓
FR0091	6,375	97,25	97,63	6,971	52	96,99	95,98	2033 Hari	↑
FR0092	7,125	99,02	99,37	7,228	113	98,89	98,51	5695 Hari	↑
FR0093	6,375	94,20	94,47	7,149	144	93,81	93,21	3924 Hari	↑
FR0089	6,875	95,03	95,11	7,310	175	94,81	94,68	8997 Hari	↑
FR0095	6,375	99,33	99,36	6,744	175	99,23	98,80	712 Hari	↑
FR0096	7,000	99,72	100,23	7,055	175	99,53	98,51	2335 Hari	↑
FR0100	6,625	97,34	97,76	7,090	175	97,12	96,28	2695 Hari	↑
FR0101	6,875	100,05	100,29	6,851	52	100,08	99,39	952 Hari	↓
FR0102	6,875	95,25	95,35	7,274	144	95,21	94,48	10047 Hari	↑
FR0103	6,750	97,77	98,17	7,092	144	97,66	96,36	3203 Hari	↑
FR0104	6,500	98,55	99,01	6,928	144	98,40	97,65	1402 Hari	↑
FR0105	6,875	95,24	95,31	7,244	144	95,34	94,22	13650 Hari	↓
FR0106	7,125	99,10	99,51	7,228	175	99,54	98,24	5035 Hari	↓
FR0107	7,125	98,84	99,38	7,238	175	99,49	98,28	6836 Hari	↓
FR0108	6,500	96,02	96,47	7,076	52	96,08	94,37	3474 Hari	↓
FR0109	5,875	96,12	96,48	6,880	22	95,97	94,54	1641 Hari	↑
FR0110	7,250	101,17	101,51	6,994	83	101,20	-	2062 Hari	↓
FR0098	7,125	99,54	99,80	7,183	113	99,31	98,12	4254 Hari	↑
FR0097	7,125	98,92	99,41	7,236	113	99,11	98,20	6055 Hari	↓
PBS012	8,875	109,54	109,57	6,679	83	109,52	109,63	1883 Hari	↑
PBS003	6,000	99,70	99,72	6,757	144	99,71	99,58	142 Hari	↓
PBS033	6,750	97,99	98,06	6,932	113	98,03	98,21	7496 Hari	↓
PBS037	6,875	99,15	99,18	6,997	22	99,13	99,10	3443 Hari	↑
PBS029	6,375	95,32	95,36	7,187	22	95,18	94,69	2722 Hari	↑
PBS034	6,500	94,16	94,20	7,204	113	94,20	93,67	4614 Hari	↓
PBS038	6,875	95,73	96,08	7,249	113	95,96	95,65	8397 Hari	↓
PBS004	6,100	94,57	94,61	6,835	175	94,58	94,62	3776 Hari	↓
PBS030	5,875	98,30	98,35	6,846	144	98,28	97,91	682 Hari	↑
PBS039	6,625	97,95	98,03	6,846	144	98,03	98,06	5364 Hari	↓

SBN Benchmark Yield Curve

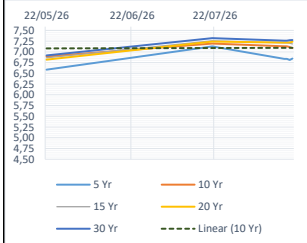

Indonesia Govt Bond Outs- Foreign ownerships

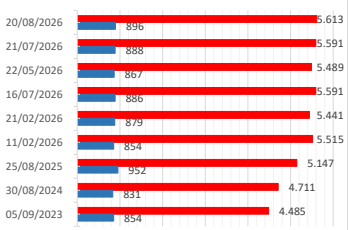

IHSG - Net Domestic & Net Foreign vol

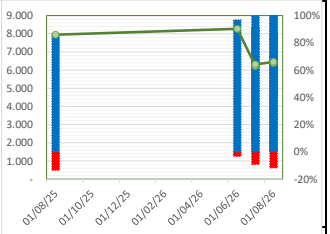

Tim Riset:

Ryan Eka Putra - Dealer FI - Ext.7952 - ryan.ekaputra@banksumselbabel.com

Disclaimer/ Pernyataan bebas tanggung Jawab: Semua data dalam lembaran ini hanya dipergunakan sebagai informasi, Kinerja masa lalu bukan merupakan indikasi kinerja masa depan atau perkiraan performa atas suatu instrumen. Informasi yang dimuat dalam lembar ini diperoleh dari sumber yang dapat dipercaya, namun BPD Sumsel Babel tidak menjamin kelengkapan atau akurasi. Data, opini dan perkiraan yang diungkapkan dapat berubah tanpa pemberitahuan dan BPD Sumsel Babel tegas menolak setiap dan semua tanggung jawab atas pernyataan dan jaminan, tersurat maupun tersirat, yang tercantum di sini, atau yang tidak dicantumkan.