BANK SUMSELBABEL

Fixed Income Daily Report

Thursday, 03 September 2026 09:02:38

Global Market

Indicator	price yesterday	TOD price	% chg.
USD/IDR Today	17760	17717	-0,24%
SGD/IDR Spot	13951	13950	0,00%
MYR/IDR Spot	4392	4388	-0,11%
SAR/IDR Spot	4724	4721	-0,06%
US - Dow Jones Industrial Average	52767	53062	0,56%
Tokyo - Nikkei 225	64326	64320	-0,01%
Hong Kong - Hang Seng Index	25311	25462	0,59%
Singapore - Srait Time Index STI	5744	5769	0,42%
Indonesia - IHSG	6596	6624	0,42%
WTI Crude Oil Future/ barrel	84,91	84,91	0,00%
Gold Spot $/Oz	4413,78	4414,44	0,01%
Ice Newcastle Coal/ metric ton	144,85	146,60	1,19%
Malaysia CPO Contract (MYR/Metric ton)	5163,00	5163,00	0,00%

Policy rates

Indicator	Date	Last	Prev.	Trend
BI-7 DS RR		5,75	5,00	↑
BI - Depfac	19/08/2026	4,25	3,75	↑
BI - LF		6,00	5,50	↑
US Fed's Current Range		3,75	4,00	↓
LPS IDR		3,50	3,75	↓
LPS USD	30/06/2025	2,00	2,25	↓
LPS BPR		6,00	6,25	↓

Foreign currency (US$) and Money Market (Rp.)

Tenor	Sett. Date	BID	OFFER	Gap.
TOD	03/09/2026	17.778	17.778	0,00
TOM	04/09/2026	17.779	17.780	0,31
SPOT	08/09/2026	17.779	17.780	0,31
NDF 1Mo.	08/10/2026	17.741	17.754	13,00
D-NDF 3Mo.	08/12/2026	17.821	17.835	14,00
1 Wk.	15/09/2026	17.788	17.790	2,23
2 Wk.	22/09/2026	17.800	17.801	1,52
1 Mo.	08/10/2026	17.824	17.826	2,26
2 Mo.	09/11/2026	17.863	17.875	12,00
3 Mo.	08/12/2026	17.909	17.923	13,98
6 Mo.	09/03/2027	18.003	18.030	26,75
1 Yr.	08/09/2027	18.219	18.246	26,34

Indonesia Economic Data (in US$ Billion, or percentage)

Indicator	Date	Last	Prev.	Trend
GDP (Gross Domestic Bruto)	30/06/2026	5,29	5,61	↓
CPI (YoY)	31/08/2026	3,19	2,88	↑
CPI Core (YoY)	31/08/2026	2,92	5,8	↓
CPI (MoM)	31/07/2026	0,21	-0,14	↑
Trade Balance (USD Billion)	31/07/2026	$ 130	$ -451	↑
Export Growth	31/07/2026	$ 6,05	$ 8,84	↓
Import Growth	31/07/2026	$ 27,02	$ 34,27	↓
Foreign Reserves	31/07/2026	$ 145,34	$ 145,59	↓
Balance of Payment	30/06/2026	$ -12.487	$ -3.576	↓

Money Market Rates (ACT/360)

RATE	O/N	1 Wk	2 Wk	1 Mo	2 Mo	3 Mo	6 Mo	9 Mo	1 Yr
INTERBANK (IDR)	5,75%	6,46%	6,53%	6,71%	#VALUE!	7,20%	no data	no data	no data
INTERBANK (USD)	3,63%	3,64%	3,70%	3,81%	3,98%	4,06%	4,27%	4,43%	4,58%
INDONIA	**5,75%**								

Indonesia Goverment Bond

Seri	Coupon	Bid	Offer	Bid Yield	Day(s) to Next Coupon	Last Week	Last Month	Day(s) to maturity	Trend
FR0064	6,125	98,95	99,20	6,782	69	99,41	99,27	608 Hari	↓
FR0090	5,125	99,00	99,22	6,832	38	99,20	99,18	217 Hari	↓
FR0091	6,375	97,10	97,47	7,008	38	97,88	97,72	2019 Hari	↓
FR0092	7,125	100,14	100,52	7,108	99	100,44	100,48	5681 Hari	↓
FR0093	6,375	94,41	94,84	7,122	130	95,47	95,37	3910 Hari	↓
FR0089	6,875	96,20	96,38	7,204	161	96,58	96,69	8983 Hari	↓
FR0095	6,375	99,27	99,48	6,778	161	99,73	99,59	698 Hari	↓
FR0096	7,000	99,60	99,66	7,077	161	100,56	100,42	2321 Hari	↓
FR0100	6,625	97,18	97,31	7,119	161	98,27	98,16	2681 Hari	↓
FR0101	6,875	100,12	100,36	6,821	38	100,57	100,62	938 Hari	↓
FR0102	6,875	95,62	95,99	7,242	130	96,29	96,37	10034 Hari	↓
FR0103	6,750	97,26	97,38	7,171	130	98,59	98,61	3189 Hari	↓
FR0104	6,500	98,55	98,59	6,932	130	98,99	98,91	1388 Hari	↓
FR0105	6,875	96,26	96,33	7,163	130	96,20	96,16	13637 Hari	↑
FR0106	7,125	99,07	99,20	7,231	161	100,73	100,43	5021 Hari	↓
FR0107	7,125	99,28	99,46	7,195	161	100,50	100,31	6822 Hari	↓
FR0108	6,500	95,26	95,60	7,190	38	96,96	96,66	3460 Hari	↓
FR0109	5,875	95,53	95,64	7,047	8	96,50	96,29	1627 Hari	↓
FR0110	7,250	100,77	100,91	7,081	69	101,91	-	2049 Hari	↓
FR0098	7,125	99,90	100,11	7,136	99	100,66	100,59	4240 Hari	↓
FR0097	7,125	99,90	100,22	7,134	99	100,54	100,52	6041 Hari	↓
PBS012	8,875	109,68	109,71	6,635	69	109,32	109,56	1869 Hari	↑
PBS003	6,000	99,74	99,76	6,698	130	99,77	99,77	128 Hari	↓
PBS033	6,750	98,11	98,16	6,921	99	97,94	97,94	7482 Hari	↑
PBS037	6,875	99,20	99,23	6,992	8	99,20	99,21	3429 Hari	↓
PBS029	6,375	96,36	96,41	7,005	8	95,86	96,40	2708 Hari	↑
PBS034	6,500	94,93	95,23	7,109	99	94,81	95,16	4600 Hari	↑
PBS038	6,875	97,13	97,33	7,129	99	97,31	97,41	8384 Hari	↓
PBS004	6,100	94,52	94,56	6,843	161	94,62	94,60	3762 Hari	↓
PBS030	5,875	98,48	98,71	6,748	130	98,80	98,77	668 Hari	↓
PBS039	6,625	97,78	97,84	6,865	130	97,84	97,81	5351 Hari	↓

SBN Benchmark Yield Curve

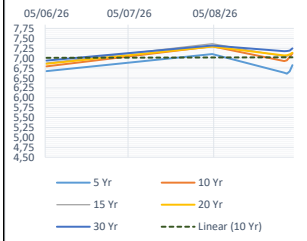

Indonesia Govt Bond Outs- Foreign ownerships

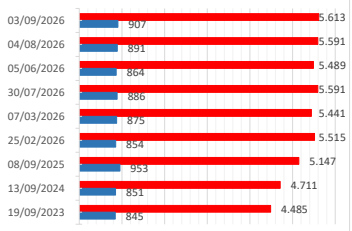

IHSG - Net Domestic & Net Foreign vol

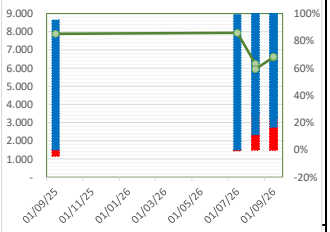

Tim Riset:

Ryan Eka Putra - Dealer FI - Ext.7952 - ryan.ekaputra@banksumselbabel.com

Disclaimer/ Pernyataan bebas tanggung Jawab: Semua data dalam lembaran ini hanya dipergunakan sebagai informasi, Kinerja masa lalu bukan merupakan indikasi kinerja masa depan atau perkiraan performa atas suatu instrumen. Informasi yang dimuat dalam lembar ini diperoleh dari sumber yang dapat dipercaya, namun BPD Sumsel Babel tidak menjamin kelengkapan atau akurasi. Data, opini dan perkiraan yang diungkapkan dapat berubah tanpa pemberitahuan dan BPD Sumsel Babel tegas menolak setiap dan semua tanggung jawab atas pernyataan dan jaminan, tersurat maupun tersirat, yang tercantum di sini, atau yang tidak dicantumkan.