BANK SUMSELBABEL

Fixed Income Daily Report

Tuesday, 08 September 2026 09:07:40

Global Market

Indicator	price yesterday	TOD price	% chg.
USD/IDR Today	17640	17635	-0,03%
SGD/IDR Spot	13930	13948	0,13%
MYR/IDR Spot	4359	4358	-0,03%
SAR/IDR Spot	4698	4695	-0,06%
US - Dow Jones Industrial Average	53686	53414	-0,51%
Tokyo - Nikkei 225	66400	66528	0,19%
Hong Kong - Hang Seng Index	25413	25278	-0,53%
Singapore - Srait Time Index STI	5792	5767	-0,43%
Indonesia - IHSG	6620	6649	0,44%
WTI Crude Oil Future/ barrel	84,91	84,91	0,00%
Gold Spot $/Oz	4432,53	4433,39	0,02%
Ice Newcastle Coal/ metric ton	148,65	147,75	-0,61%
Malaysia CPO Contract (MYR/Metric ton)	5227,00	5227,00	0,00%

Policy rates

Indicator	Date	Last	Prev.	Trend
BI-7 DS RR		5,75	5,00	↑
BI - Depfac	19/08/2026	4,25	3,75	↑
BI - LF		6,00	5,50	↑
US Fed's Current Range		3,75	4,00	↓
LPS IDR		3,50	3,75	↓
LPS USD	30/06/2025	2,00	2,25	↓
LPS BPR		6,00	6,25	↓

Indonesia Economic Data (in US$ Billion, or percentage)

Indicator	Date	Last	Prev.	Trend
GDP (Gross Domestic Bruto)	30/06/2026	5,29	5,61	↓
CPI (YoY)	31/08/2026	3,19	2,88	↑
CPI Core (YoY)	31/08/2026	2,92	5,8	↓
CPI (MoM)	31/07/2026	0,21	-0,14	↑
Trade Balance (USD Billion)	31/07/2026	$ 130	$ -451	↑
Export Growth	31/07/2026	$ 6,05	$ 8,84	↓
Import Growth	31/07/2026	$ 27,02	$ 34,27	↓
Foreign Reserves	31/08/2026	$ 146,51	$ 145,34	↑
Balance of Payment	30/06/2026	$ -12.487	$ -3.576	↓

Foreign currency (US$) and Money Market (Rp.)

Tenor	Sett. Date	BID	OFFER	Gap.
TOD	08/09/2026	17.635	17.640	5,00
TOM	09/09/2026	17.636	17.642	5,65
SPOT	10/09/2026	17.636	17.642	5,65
NDF 1Mo.	13/10/2026	17.662	17.672	10,00
D-NDF 3Mo.	10/12/2026	17.738	17.751	13,00
1 Wk.	17/09/2026	17.644	17.652	8,00
2 Wk.	24/09/2026	17.654	17.664	10,00
1 Mo.	13/10/2026	17.676	17.687	10,74
2 Mo.	10/11/2026	17.716	17.734	18,00
3 Mo.	10/12/2026	17.749	17.776	26,56
6 Mo.	12/03/2027	17.850	17.885	35,00
1 Yr.	10/09/2027	18.038	18.085	47,41

Money Market Rates (ACT/360)

RATE	O/N	1 Wk	2 Wk	1 Mo	2 Mo	3 Mo	6 Mo	9 Mo	1 Yr
INTERBANK (IDR)	6,06%	6,46%	6,52%	6,71%	#VALUE!	6,86%	no data	no data	no data
INTERBANK (USD)	3,56%	3,67%	3,71%	3,82%	3,97%	4,08%	4,28%	4,41%	4,54%
INDONIA	**6,06%**								

Indonesia Goverment Bond

Seri	Coupon	Bid	Offer	Bid Yield	Day(s) to Next Coupon	Last Week	Last Month	Day(s) to maturity	Trend
FR0064	6,125	98,98	99,19	6,772	66	99,10	99,27	605 Hari	↓
FR0090	5,125	99,05	99,29	6,771	35	99,15	99,18	214 Hari	↓
FR0091	6,375	97,07	97,41	7,017	35	97,21	97,72	2016 Hari	↓
FR0092	7,125	99,59	99,88	7,167	96	100,03	100,48	5678 Hari	↓
FR0093	6,375	94,76	95,36	7,074	127	95,00	95,37	3907 Hari	↓
FR0089	6,875	96,46	96,96	7,183	158	96,66	96,69	8980 Hari	↓
FR0095	6,375	99,37	99,46	6,725	158	99,40	99,59	695 Hari	↓
FR0096	7,000	99,85	99,89	7,029	158	99,83	100,42	2318 Hari	↑
FR0100	6,625	97,38	97,57	7,084	158	97,39	98,16	2678 Hari	↓
FR0101	6,875	100,22	100,36	6,780	35	100,30	100,62	935 Hari	↓
FR0102	6,875	96,01	96,44	7,208	127	96,20	96,37	10031 Hari	↓
FR0103	6,750	97,73	97,90	7,097	127	97,82	98,61	3186 Hari	↓
FR0104	6,500	98,66	98,70	6,899	127	98,69	98,91	1385 Hari	↓
FR0105	6,875	96,33	96,40	7,157	127	96,18	96,16	13634 Hari	↑
FR0106	7,125	99,85	100,14	7,141	158	99,60	100,43	5018 Hari	↑
FR0107	7,125	99,72	100,05	7,152	158	99,81	100,31	6819 Hari	↓
FR0108	6,500	95,90	96,16	7,089	35	95,88	96,66	3457 Hari	↑
FR0109	5,875	95,98	96,18	6,927	5	96,04	96,29	1624 Hari	↓
FR0110	7,250	101,36	101,54	6,953	66	101,32	-	2046 Hari	↑
FR0098	7,125	100,12	100,55	7,108	96	100,30	100,59	4237 Hari	↓
FR0097	7,125	100,08	100,51	7,115	96	100,22	100,52	6038 Hari	↓
PBS012	8,875	109,68	109,71	6,632	66	109,70	109,56	1866 Hari	↓
PBS003	6,000	99,77	99,78	6,617	127	99,75	99,77	125 Hari	↑
PBS033	6,750	98,56	98,59	6,880	96	98,49	97,94	7479 Hari	↑
PBS037	6,875	99,05	99,08	7,014	5	99,10	99,21	3426 Hari	↓
PBS029	6,375	96,37	96,40	7,010	5	96,39	96,40	2705 Hari	↓
PBS034	6,500	94,93	95,24	7,109	96	95,08	95,16	4597 Hari	↓
PBS038	6,875	97,08	97,30	7,132	96	97,07	97,41	8381 Hari	↑
PBS004	6,100	94,48	94,52	6,849	158	94,53	94,60	3759 Hari	↓
PBS030	5,875	98,59	98,61	6,703	127	98,58	98,77	665 Hari	↑
PBS039	6,625	97,29	97,34	6,918	127	97,31	97,81	5348 Hari	↓

SBN Benchmark Yield Curve

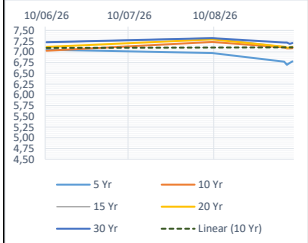

Indonesia Govt Bond Outs- Foreign ownerships

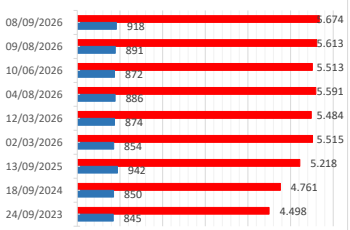

IHSG - Net Domestic & Net Foreign vol

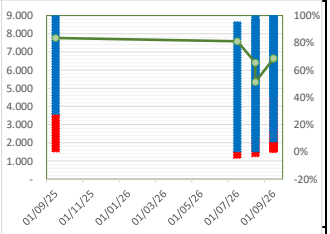

Tim Riset:

Ryan Eka Putra - Dealer FI - Ext.7952 - ryan.ekaputra@banksumselbabel.com

Disclaimer/ Pernyataan bebas tanggung Jawab: Semua data dalam lembaran ini hanya dipergunakan sebagai informasi, Kinerja masa lalu bukan merupakan indikasi kinerja masa depan atau perkiraan performa atas suatu instrumen. Informasi yang dimuat dalam lembar ini diperoleh dari sumber yang dapat dipercaya, namun BPD Sumsel Babel tidak menjamin kelengkapan atau akurasi. Data, opini dan perkiraan yang diungkapkan dapat berubah tanpa pemberitahuan dan BPD Sumsel Babel tegas menolak setiap dan semua tanggung jawab atas pernyataan dan jaminan, tersurat maupun tersirat, yang tercantum di sini, atau yang tidak dicantumkan.