BANK SUMSELBABEL

Fixed Income Daily Report

Friday, 11 September 2026 09:00:20

Global Market

Indicator	price yesterday	TOD price	% chg.
USD/IDR Today	17539	17570	0,18%
SGD/IDR Spot	13853	13871	0,13%
MYR/IDR Spot	4306	4326	0,47%
SAR/IDR Spot	4676	4673	-0,06%
US - Dow Jones Industrial Average	52381	52064	-0,61%
Tokyo - Nikkei 225	65271	63325	-3,07%
Hong Kong - Hang Seng Index	24954	24607	-1,41%
Singapore - Srait Time Index STI	5690	5683	-0,12%
Indonesia - IHSG	6589	6531	-0,90%
WTI Crude Oil Future/ barrel	87,83	87,83	0,00%
Gold Spot $/Oz	4329,71	4330,51	0,02%
Ice Newcastle Coal/ metric ton	147,35	148,00	0,44%
Malaysia CPO Contract (MYR/Metric ton)	5161,00	5161,00	0,00%

Policy rates

Indicator	Date	Last	Prev.	Trend
BI-7 DS RR		5,75	5,00	↑
BI - Depfac	19/08/2026	4,25	3,75	↑
BI - LF		6,00	5,50	↑
US Fed's Current Range		3,75	4,00	↓
LPS IDR		3,50	3,75	↓
LPS USD	30/06/2025	2,00	2,25	↓
LPS BPR		6,00	6,25	↓

Indonesia Economic Data (in US$ Billion, or percentage)

Indicator	Date	Last	Prev.	Trend
GDP (Gross Domestic Bruto)	30/06/2026	5,29	5,61	↓
CPI (YoY)	31/08/2026	3,19	2,88	↑
CPI Core (YoY)	31/08/2026	2,92	5,8	↓
CPI (MoM)	31/07/2026	0,21	-0,14	↑
Trade Balance (USD Billion)	31/07/2026	$ 130	$ -451	↑
Export Growth	31/07/2026	$ 6,05	$ 8,84	↓
Import Growth	31/07/2026	$ 27,02	$ 34,27	↓
Foreign Reserves	31/08/2026	$ 146,51	$ 145,34	↑
Balance of Payment	30/06/2026	$ -12.487	$ -3.576	↓

Foreign currency (US$) and Money Market (Rp.)

Tenor	Sett. Date	BID	OFFER	Gap.
TOD	11/09/2026	17.535	17.540	5,00
TOM	12/09/2026	17.538	17.544	6,04
SPOT	15/09/2026	17.538	17.544	6,04
NDF 1Mo.	15/10/2026	17.615	17.625	10,00
D-NDF 3Mo.	15/12/2026	17.691	17.702	11,00
1 Wk.	22/09/2026	17.544	17.552	8,05
2 Wk.	29/09/2026	17.554	17.564	10,00
1 Mo.	15/10/2026	17.575	17.585	10,21
2 Mo.	16/11/2026	17.612	17.627	15,00
3 Mo.	15/12/2026	17.645	17.670	25,00
6 Mo.	15/03/2027	17.742	17.785	43,44
1 Yr.	15/09/2027	17.934	17.990	55,78

Money Market Rates (ACT/360)

RATE	O/N	1 Wk	2 Wk	1 Mo	2 Mo	3 Mo	6 Mo	9 Mo	1 Yr
INTERBANK (IDR)	5,96%	6,38%	6,53%	6,70%	#VALUE!	6,80%	no data	no data	no data
INTERBANK (USD)	3,65%	3,74%	3,78%	3,88%	4,01%	4,10%	4,35%	4,52%	4,68%
INDONIA	**5,96%**								

Indonesia Goverment Bond

Seri	Coupon	Bid	Offer	Bid Yield	Day(s) to Next Coupon	Last Week	Last Month	Day(s) to maturity	Trend
FR0064	6,125	98,97	99,07	6,783	61	99,10	99,27	600 Hari	↓
FR0090	5,125	99,06	99,28	6,785	30	99,15	99,18	209 Hari	↓
FR0091	6,375	97,22	97,65	6,984	30	97,21	97,72	2011 Hari	↑
FR0092	7,125	99,63	99,93	7,163	91	100,03	100,48	5673 Hari	↓
FR0093	6,375	94,63	95,21	7,093	122	95,00	95,37	3902 Hari	↓
FR0089	6,875	96,45	96,96	7,182	153	96,66	96,69	8975 Hari	↓
FR0095	6,375	99,26	99,45	6,791	153	99,40	99,59	690 Hari	↓
FR0096	7,000	99,77	99,82	7,043	153	99,83	100,42	2313 Hari	↓
FR0100	6,625	97,44	97,82	7,074	153	97,39	98,16	2673 Hari	↑
FR0101	6,875	100,13	100,30	6,814	30	100,30	100,62	930 Hari	↓
FR0102	6,875	96,43	96,77	7,172	122	96,20	96,37	10026 Hari	↑
FR0103	6,750	97,70	97,98	7,103	122	97,82	98,61	3181 Hari	↓
FR0104	6,500	98,62	98,86	6,911	122	98,69	98,91	1380 Hari	↓
FR0105	6,875	96,48	96,54	7,145	122	96,18	96,16	13629 Hari	↑
FR0106	7,125	99,85	100,11	7,141	153	99,60	100,43	5013 Hari	↑
FR0107	7,125	99,85	100,14	7,139	153	99,81	100,31	6814 Hari	↑
FR0108	6,500	95,83	95,96	7,107	30	95,88	96,66	3452 Hari	↓
FR0109	5,875	95,95	96,12	6,939	181	96,04	96,29	1620 Hari	↓
FR0110	7,250	101,30	101,45	6,965	61	101,32	-	2041 Hari	↓
FR0098	7,125	100,30	100,50	7,086	91	100,30	100,59	4232 Hari	→
FR0097	7,125	100,11	100,39	7,112	91	100,22	100,52	6033 Hari	↓
PBS012	8,875	109,68	109,71	6,627	61	109,70	109,56	1861 Hari	↓
PBS003	6,000	99,77	99,78	6,649	122	99,75	99,77	120 Hari	↑
PBS033	6,750	98,68	98,71	6,869	91	98,49	97,94	7474 Hari	↑
PBS037	6,875	99,01	99,05	7,020	181	99,10	99,21	3421 Hari	↓
PBS029	6,375	96,31	96,34	7,017	181	96,39	96,40	2700 Hari	↓
PBS034	6,500	94,89	95,25	7,114	91	95,08	95,16	4592 Hari	↓
PBS038	6,875	96,98	97,16	7,141	91	97,07	97,41	8376 Hari	↓
PBS004	6,100	94,47	94,50	6,851	153	94,53	94,60	3754 Hari	↓
PBS030	5,875	98,58	98,59	6,709	122	98,58	98,77	660 Hari	↓
PBS039	6,625	97,29	97,34	6,919	122	97,31	97,81	5343 Hari	↓

SBN Benchmark Yield Curve

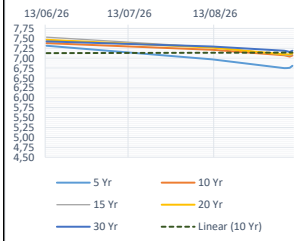

Indonesia Govt Bond Outs- Foreign ownerships

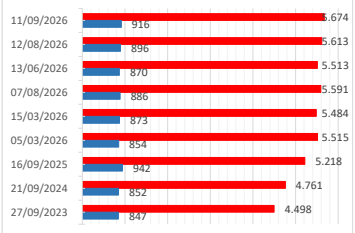

IHSG - Net Domestic & Net Foreign vol

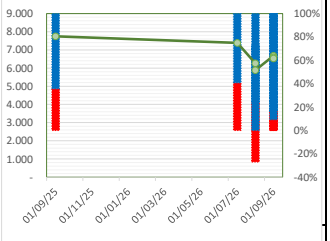

Tim Riset:

Ryan Eka Putra - Dealer FI - Ext.7952 - ryan.ekaputra@banksumselbabel.com

Disclaimer/ Pernyataan bebas tanggung Jawab: Semua data dalam lembaran ini hanya dipergunakan sebagai informasi, Kinerja masa lalu bukan merupakan indikasi kinerja masa depan atau perkiraan performa atas suatu instrumen. Informasi yang dimuat dalam lembar ini diperoleh dari sumber yang dapat dipercaya, namun BPD Sumsel Babel tidak menjamin kelengkapan atau akurasi. Data, opini dan perkiraan yang diungkapkan dapat berubah tanpa pemberitahuan dan BPD Sumsel Babel tegas menolak setiap dan semua tanggung jawab atas pernyataan dan jaminan, tersurat maupun tersirat, yang tercantum di sini, atau yang tidak dicantumkan.