BANK SUMSELBABEL

Fixed Income Daily Report

Tuesday, 06 October 2026 09:00:16

Global Market

Indicator	price yesterday	TOD price	% chg.
USD/IDR Today	17907	17920	0,07%
SGD/IDR Spot	13984	13987	0,02%
MYR/IDR Spot	4380	4385	0,12%
SAR/IDR Spot	4773	4773	0,00%
US - Dow Jones Industrial Average	51177	51268	0,18%
Tokyo - Nikkei 225	69947	70145	0,28%
Hong Kong - Hang Seng Index	24040	24304	1,08%
Singapore - Srait Time Index STI	5664	5660	-0,07%
Indonesia - IHSG	6119	6137	0,30%
WTI Crude Oil Future/ barrel	87,83	87,83	0,00%
Gold Spot $/Oz	4130,55	4131,28	0,02%
Ice Newcastle Coal/ metric ton	148,95	150,00	0,70%
Malaysia CPO Contract (MYR/Metric ton)	4931,00	4931,00	0,00%

Policy rates

Indicator	Date	Last	Prev.	Trend
BI-7 DS RR		5,75	5,00	↑
BI - Depfac	23/09/2026	4,25	3,75	↑
BI - LF		6,00	5,50	↑
US Fed's Current Range		4,00	4,00	→
LPS IDR		3,50	3,75	↓
LPS USD	30/06/2025	2,00	2,25	↓
LPS BPR		6,00	6,25	↓

Foreign currency (US$) and Money Market (Rp.)

Tenor	Sett. Date	BID	OFFER	Gap.
TOD	06/10/2026	17.895	17.905	10,00
TOM	07/10/2026	17.896	17.906	10,20
SPOT	08/10/2026	17.896	17.906	10,20
NDF 1Mo.	09/11/2026	17.930	17.940	10,00
D-NDF 3Mo.	08/01/2027	17.990	18.001	11,00
1 Wk.	15/10/2026	17.899	17.913	14,25
2 Wk.	22/10/2026	17.903	17.918	14,99
1 Mo.	09/11/2026	17.919	17.934	15,00
2 Mo.	08/12/2026	17.940	17.960	20,00
3 Mo.	08/01/2027	17.964	17.990	26,04
6 Mo.	08/04/2027	18.022	18.055	32,75
1 Yr.	08/10/2027	18.115	18.175	60,00

Indonesia Economic Data (in US$ Billion, or percentage)

Indicator	Date	Last	Prev.	Trend
GDP (Gross Domestic Bruto)	30/06/2026	5,29	5,61	↓
CPI (YoY)	30/09/2026	3,28	3,19	↑
CPI Core (YoY)	30/09/2026	2,84	-2,74	↑
CPI (MoM)	31/08/2026	0,30	0,21	↑
Trade Balance (USD Billion)	31/08/2026	$ 3.550	$ 122	↑
Export Growth	31/08/2026	$ 6,72	$ 6,05	↑
Import Growth	31/08/2026	$ 19,09	$ 27,02	↓
Foreign Reserves	31/08/2026	$ 146,51	$ 145,34	↑
Balance of Payment	30/06/2026	$ -12.487	$ -3.576	↓

Money Market Rates (ACT/360)

RATE	O/N	1 Wk	2 Wk	1 Mo	2 Mo	3 Mo	6 Mo	9 Mo	1 Yr
INTERBANK (IDR)	5,52%	6,28%	6,33%	6,43%	#VALUE!	6,53%	no data	no data	no data
INTERBANK (USD)	3,88%	3,89%	3,95%	4,00%	4,13%	4,27%	4,51%	4,71%	4,90%
INDONIA	**5,52%**								

Indonesia Goverment Bond

Seri	Coupon	Bid	Offer	Bid Yield	Day(s) to Next Coupon	Last Week	Last Month	Day(s) to maturity	Trend
FR0064	6,125	99,06	99,15	6,748	38	99,11	99,12	577 Hari	↓
FR0090	5,125	99,20	99,33	6,707	7	99,29	99,25	186 Hari	↓
FR0091	6,375	96,88	97,03	7,068	7	97,05	97,14	1988 Hari	↓
FR0092	7,125	99,02	99,37	7,228	68	99,24	99,24	5651 Hari	↓
FR0093	6,375	94,02	94,46	7,181	99	94,30	94,40	3879 Hari	↓
FR0089	6,875	95,46	95,89	7,272	130	95,76	95,77	8953 Hari	↓
FR0095	6,375	99,39	99,55	6,725	130	99,44	99,42	668 Hari	↓
FR0096	7,000	99,27	99,50	7,142	130	99,53	99,64	2290 Hari	↓
FR0100	6,625	96,95	97,08	7,163	130	97,07	97,28	2650 Hari	↓
FR0101	6,875	99,99	100,16	6,880	7	100,13	100,11	907 Hari	↓
FR0102	6,875	95,30	95,53	7,270	99	95,43	95,44	10003 Hari	↓
FR0103	6,750	97,24	97,38	7,177	99	97,46	97,59	3158 Hari	↓
FR0104	6,500	98,44	98,56	6,975	99	98,54	98,55	1357 Hari	↓
FR0105	6,875	95,55	95,62	7,219	99	95,35	95,64	13606 Hari	↑
FR0106	7,125	99,25	99,49	7,210	130	99,37	99,35	4991 Hari	↓
FR0107	7,125	99,16	99,41	7,206	130	99,26	99,01	6792 Hari	↓
FR0108	6,500	95,31	95,47	7,186	7	95,52	95,72	3429 Hari	↓
FR0109	5,875	95,50	95,62	7,073	158	95,61	95,87	1597 Hari	↓
FR0110	7,250	100,92	101,10	7,046	38	101,14	-	2018 Hari	↓
FR0098	7,125	99,43	99,67	7,197	68	99,65	99,72	4210 Hari	↓
FR0097	7,125	99,40	99,59	7,186	68	99,52	99,42	6011 Hari	↓
PBS012	8,875	108,11	108,15	6,958	38	108,14	108,09	1838 Hari	↓
PBS003	6,000	99,84	99,87	6,509	99	99,82	99,83	98 Hari	↑
PBS033	6,750	98,10	98,28	6,923	68	98,22	98,23	7452 Hari	↓
PBS037	6,875	98,28	98,49	7,128	158	98,46	98,39	3399 Hari	↓
PBS029	6,375	96,28	96,34	7,025	158	96,34	96,31	2678 Hari	↓
PBS034	6,500	94,76	94,80	7,133	68	94,76	94,78	4570 Hari	↑
PBS038	6,875	96,67	96,82	7,171	68	96,71	96,70	8353 Hari	↓
PBS004	6,100	93,39	93,43	7,008	130	93,41	93,41	3731 Hari	↓
PBS030	5,875	98,55	98,58	6,752	99	98,55	98,52	637 Hari	↑
PBS039	6,625	96,22	96,29	7,040	99	96,15	96,22	5320 Hari	↑

SBN Benchmark Yield Curve

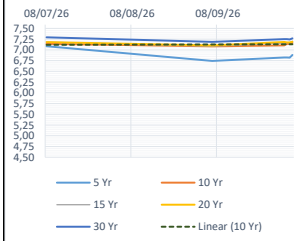

Indonesia Govt Bond Outs- Foreign ownerships

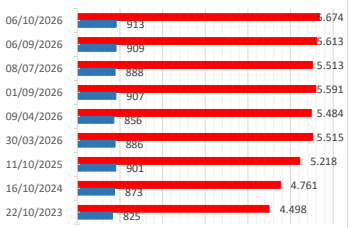

IHSG - Net Domestic & Net Foreign vol

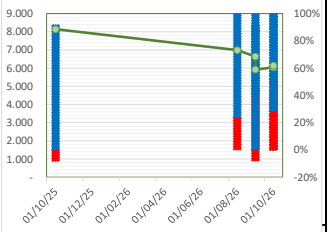

Tim Riset:

Ryan Eka Putra - Dealer FI - Ext.7952 - ryan.ekaputra@banksumselbabel.com

Disclaimer/ Pernyataan bebas tanggung Jawab: Semua data dalam lembaran ini hanya dipergunakan sebagai informasi, Kinerja masa lalu bukan merupakan indikasi kinerja masa depan atau perkiraan performa atas suatu instrumen. Informasi yang dimuat dalam lembar ini diperoleh dari sumber yang dapat dipercaya, namun BPD Sumsel Babel tidak menjamin kelengkapan atau akurasi. Data, opini dan perkiraan yang diungkapkan dapat berubah tanpa pemberitahuan dan BPD Sumsel Babel tegas menolak setiap dan semua tanggung jawab atas pernyataan dan jaminan, tersurat maupun tersirat, yang tercantum di sini, atau yang tidak dicantumkan.