BANK SUMSELBABEL

Fixed Income Daily Report

Tuesday, 24 November 2026 09:01:39

Global Market

Indicator	price yesterday	TOD price	% chg.
USD/IDR Today	18199	18197	-0,01%
SGD/IDR Spot	14112	14095	-0,11%
MYR/IDR Spot	4415	4421	0,14%
SAR/IDR Spot	4852	4851	-0,02%
US - Dow Jones Industrial Average	48147	49595	2,92%
Tokyo - Nikkei 225	56437	58790	4,00%
Hong Kong - Hang Seng Index	22384	22562	0,79%
Singapore - Srait Time Index STI	4954	5013	1,17%
Indonesia - IHSG	5216	5292	1,45%
WTI Crude Oil Future/ barrel	101,79	101,79	0,00%
Gold Spot $/Oz	3652,92	3653,55	0,02%
Ice Newcastle Coal/ metric ton	146,85	147,30	0,31%
Malaysia CPO Contract (MYR/Metric ton)	4164,00	4164,00	0,00%

Policy rates

Indicator	Date	Last	Prev.	Trend
BI-7 DS RR		6,00	5,00	↑
BI - Depfac	18/11/2026	4,25	3,75	↑
BI - LF		6,00	5,50	↑
US Fed's Current Range		4,00	4,00	→
LPS IDR		3,50	3,75	↓
LPS USD	30/06/2025	2,00	2,25	↓
LPS BPR		6,00	6,25	↓

Indonesia Economic Data (in US$ Billion, or percentage)

Indicator	Date	Last	Prev.	Trend
GDP (Gross Domestic Bruto)	30/09/2026	5,47	5,29	↑
CPI (YoY)	31/10/2026	3,23	3,28	↓
CPI Core (YoY)	31/10/2026	2,56	-9,86	↑
CPI (MoM)	30/09/2026	0,22	0,30	↓
Trade Balance (USD Billion)	30/09/2026	$ 3.360	$ 3.552	↓
Export Growth	30/09/2026	$ 11,86	$ 6,72	↑
Import Growth	30/09/2026	$ 18,41	$ 19,09	↓
Foreign Reserves	31/10/2026	$ 146,76	$ 146,32	↑
Balance of Payment	30/09/2026	$ -2.022	$ -12.592	↑

Foreign currency (US$) and Money Market (Rp.)

Tenor	Sett. Date	BID	OFFER	Gap.
TOD	24/11/2026	18.195	18.205	10,00
TOM	25/11/2026	18.195	18.205	10,11
SPOT	27/11/2026	18.195	18.205	10,11
NDF 1Mo.	28/12/2026	18.207	18.216	9,00
D-NDF 3Mo.	26/02/2027	18.247	18.258	11,00
1 Wk.	04/12/2026	18.196	18.208	12,50
2 Wk.	11/12/2026	18.197	18.209	12,58
1 Mo.	28/12/2026	18.200	18.218	18,00
2 Mo.	27/01/2027	18.208	18.235	27,00
3 Mo.	26/02/2027	18.233	18.265	31,96
6 Mo.	27/05/2027	18.305	18.345	40,00
1 Yr.	29/11/2027	18.427	18.510	83,42

Money Market Rates (ACT/360)

RATE	O/N	1 Wk	2 Wk	1 Mo	2 Mo	3 Mo	6 Mo	9 Mo	1 Yr
INTERBANK (IDR)	5,34%	6,11%	6,21%	6,45%	#VALUE!	6,65%	no data	no data	no data
INTERBANK (USD)	3,88%	3,92%	3,95%	4,11%	4,31%	4,49%	4,73%	4,85%	5,02%
INDONIA	**5,34%**								

Indonesia Goverment Bond

Seri	Coupon	Bid	Offer	Bid Yield	Day(s) to Next Coupon	Last Week	Last Month	Day(s) to maturity	Trend
FR0064	6,125	98,90	99,03	6,926	170	98,87	98,86	529 Hari	↑
FR0090	5,125	99,39	99,59	6,710	140	99,49	99,25	138 Hari	↓
FR0091	6,375	94,46	94,77	7,648	140	94,42	94,83	1940 Hari	↑
FR0092	7,125	94,18	94,73	7,776	19	94,41	95,09	5602 Hari	↓
FR0093	6,375	89,96	90,27	7,779	50	90,17	90,87	3831 Hari	↓
FR0089	6,875	89,92	90,49	7,799	81	90,23	91,22	8904 Hari	↓
FR0095	6,375	98,92	99,13	7,042	81	99,02	98,94	619 Hari	↓
FR0096	7,000	96,49	96,90	7,718	81	96,51	96,79	2242 Hari	↓
FR0100	6,625	93,64	94,07	7,791	81	93,75	94,50	2602 Hari	↓
FR0101	6,875	99,22	99,43	7,235	140	99,30	99,13	859 Hari	↓
FR0102	6,875	89,74	90,37	7,782	50	89,91	90,49	9955 Hari	↓
FR0103	6,750	93,59	93,92	7,782	50	93,68	94,10	3110 Hari	↓
FR0104	6,500	97,24	97,52	7,375	50	97,20	96,93	1309 Hari	↑
FR0105	6,875	89,85	89,91	7,705	50	89,75	93,93	13558 Hari	↑
FR0106	7,125	95,07	95,35	7,712	81	94,99	95,22	4942 Hari	↑
FR0107	7,125	94,08	94,31	7,727	81	93,92	94,23	6743 Hari	↑
FR0108	6,500	91,61	91,90	7,774	140	91,63	92,00	3381 Hari	↓
FR0109	5,875	93,84	94,03	7,577	109	93,87	93,78	1548 Hari	↓
FR0110	7,250	98,49	98,84	7,593	170	98,38	98,14	1970 Hari	↑
FR0098	7,125	95,04	95,48	7,783	19	95,25	95,63	4161 Hari	↓
FR0097	7,125	94,17	94,73	7,756	19	94,26	94,65	5962 Hari	↓
PBS012	8,875	107,67	107,71	7,020	170	107,63	107,63	1790 Hari	↑
PBS003	6,000	99,92	99,93	6,426	50	99,92	99,90	49 Hari	↑
PBS033	6,750	93,36	93,41	7,382	19	93,39	98,21	7403 Hari	↓
PBS037	6,875	95,80	95,86	7,509	109	96,02	96,11	3350 Hari	↓
PBS029	6,375	93,58	93,66	7,533	109	93,75	94,72	2629 Hari	↓
PBS034	6,500	90,71	90,82	7,665	19	90,75	92,56	4521 Hari	↓
PBS038	6,875	91,36	91,47	7,679	19	91,32	94,22	8305 Hari	↑
PBS004	6,100	89,46	89,52	7,600	81	89,81	91,96	3683 Hari	↓
PBS030	5,875	98,41	98,44	6,913	50	98,41	98,34	589 Hari	↑
PBS039	6,625	90,77	90,86	7,684	50	90,64	95,88	5272 Hari	↑

SBN Benchmark Yield Curve

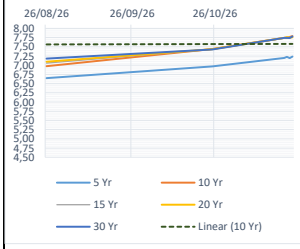

Indonesia Govt Bond Outs- Foreign ownerships

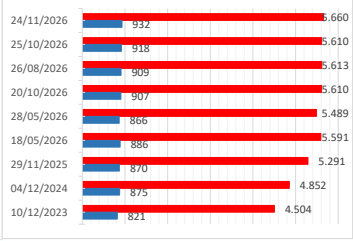

IHSG - Net Domestic & Net Foreign vol

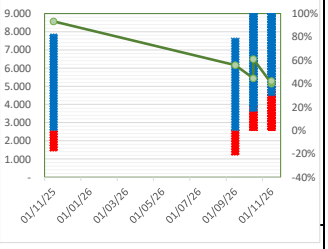

Tim Riset:

Ryan Eka Putra - Dealer FI - Ext.7952 - ryan.ekaputra@banksumselbabel.com

Disclaimer/ Pernyataan bebas tanggung Jawab: Semua data dalam lembaran ini hanya dipergunakan sebagai informasi, Kinerja masa lalu bukan merupakan indikasi kinerja masa depan atau perkiraan performa atas suatu instrumen. Informasi yang dimuat dalam lembar ini diperoleh dari sumber yang dapat dipercaya, namun BPD Sumsel Babel tidak menjamin kelengkapan atau akurasi. Data, opini dan perkiraan yang diungkapkan dapat berubah tanpa pemberitahuan dan BPD Sumsel Babel tegas menolak setiap dan semua tanggung jawab atas pernyataan dan jaminan, tersurat maupun tersirat, yang tercantum di sini, atau yang tidak dicantumkan.